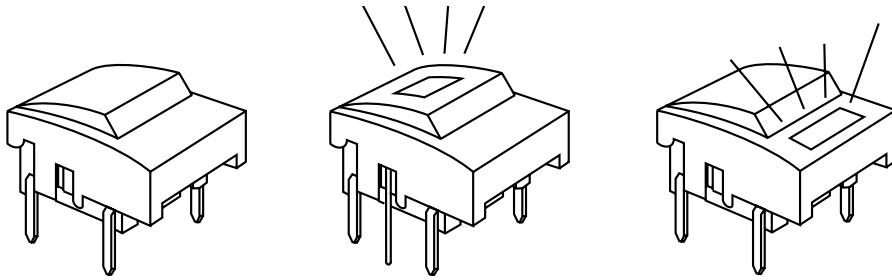


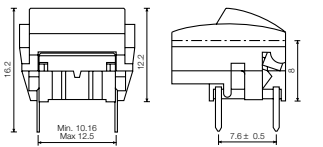
multimec® 3A + 1B/1C + 2A/2B



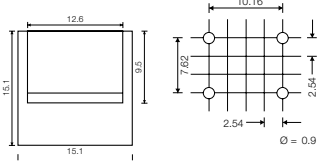
Technical Data:

- through-hole or SMD
- 50mA/24VDC
- single pole/momentary
- 10.000.000 operations life time
- IP67 sealing
- temperature range:
low temp: -40/+115°C

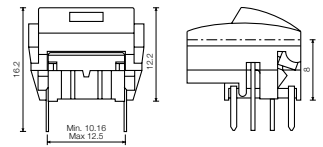
Dimensions (through-hole)



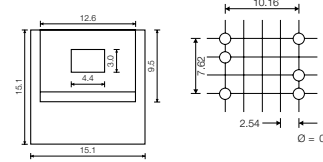
PCB layout



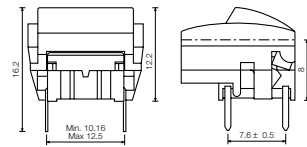
Dimensions w/LED (in switch)



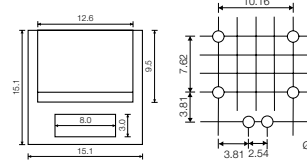
PCB layout (solder side)



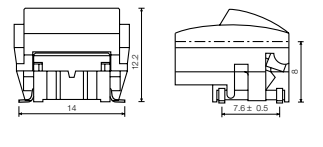
Dimensions w/LED (PCB mounted)



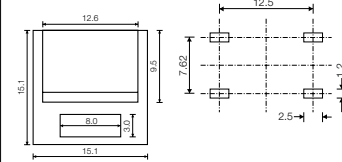
PCB layout (solder side)



Dimensions (SMD)



PCB layout



HOW TO ORDER

3 A
Switch **Mounting** **L 6** low temp.
T through-hole **H 9** high temp.
S surface mount

Standard versions:
 3ATL6, 3ATH9, 3ASH9, 3ASH9R (tape/reel)

+ **1 B**
Cap **00** blue
02 green
03 grey
04 yellow
06 white
08 red
09 black

+ **2 A**
Bezel **00** blue
02 green
03 grey
04 yellow
06 white
08 red
09 black

3 A **T**
Switch **Mounting** **L 6** low temp.
T through-hole **H 9** high temp.

Standard versions:
 3ATL620, 3ATL640, 3ATL680

+ + **1 C**
LED **20** green
40 yellow
80 red
Cap **00** blue
02 green
03 grey
04 yellow
06 white
08 red
09 black

+ + **2 A**
Lens **1** transp.
2 green
4 yellow
8 red
Bezel **00** blue
02 green
03 grey
04 yellow
06 white
08 red
09 black

3 A
Switch **Mounting** **L 6** low temp.
T through-hole **H 9** high temp.
S surface mount

Standard versions:
 3ATL6, 3ATH9, 3ASH9, 3ASH9R (tape/reel)

+ **1 B**
Cap **00** blue
02 green
03 grey
04 yellow
06 white
08 red
09 black

+ **2 B**
Bezel **00** blue
02 green
03 grey
04 yellow
06 white
08 red
09 black
Lens **1** transp.
2 green
4 yellow
8 red

+ **2 B X X X**
LED for 2B bezel **20** green
40 yellow
80 red

Ordering example: 3ATL640 + 1C094 + 2A04