

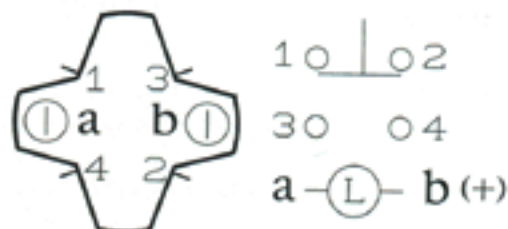
EMERGENCY OFF ILLUMINATED SWITCHES & PUSHBUTTON SWITCHES

Soldering type



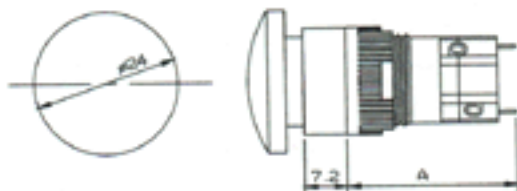
Accessories see page 13-14
 Technical data see page 2
 Ordering information see page 12

Bottom view

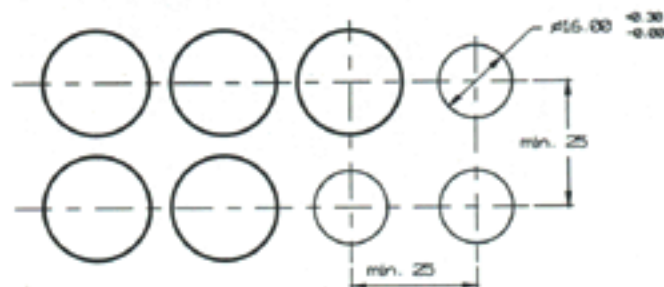


D16 series

Mounting dimensions, mm



Dimensions, mm



Description	Type	Contact block diagram (button not depressed)	Mounting length(A) Soldering	Mounting length(A) socket
illuminated or non-illuminated pushbutton 1 pole momentary action	SPST		29 mm	40 mm
illuminated or non-illuminated pushbutton 1 pole alternate action	SPST		29 mm	40 mm

Approval pending